

ArtWay Tools


Shape Frame Holder

So simple to assemble:


1




2



3





4



The **ArtWay Shape Frame Holder** is simple to assemble and simple to use. The Holder will keep your 2 piece or 3 piece Shape Frame Tool in place as you fill and create your embellishment .

Now you have no need to use blue tape. The Shape Frame Holder won't get in your way or need to be peeled away.



1 - To use with polymer clay, dust the Holder with cornstarch to prevent sticking, just as you do with the Shape Frame. When using Metal Clay, coat all the Shape Frame pieces with Badger Balm or oil.

2 - Fill the void of the Shape Frame design with your material and continue as Shape Frame directions, using the adjustable Shape Frame Holder to keep the pieces in place.

**ArtWay Tools distributed by www.polymerclayexpress.com
1-800-844-0138**